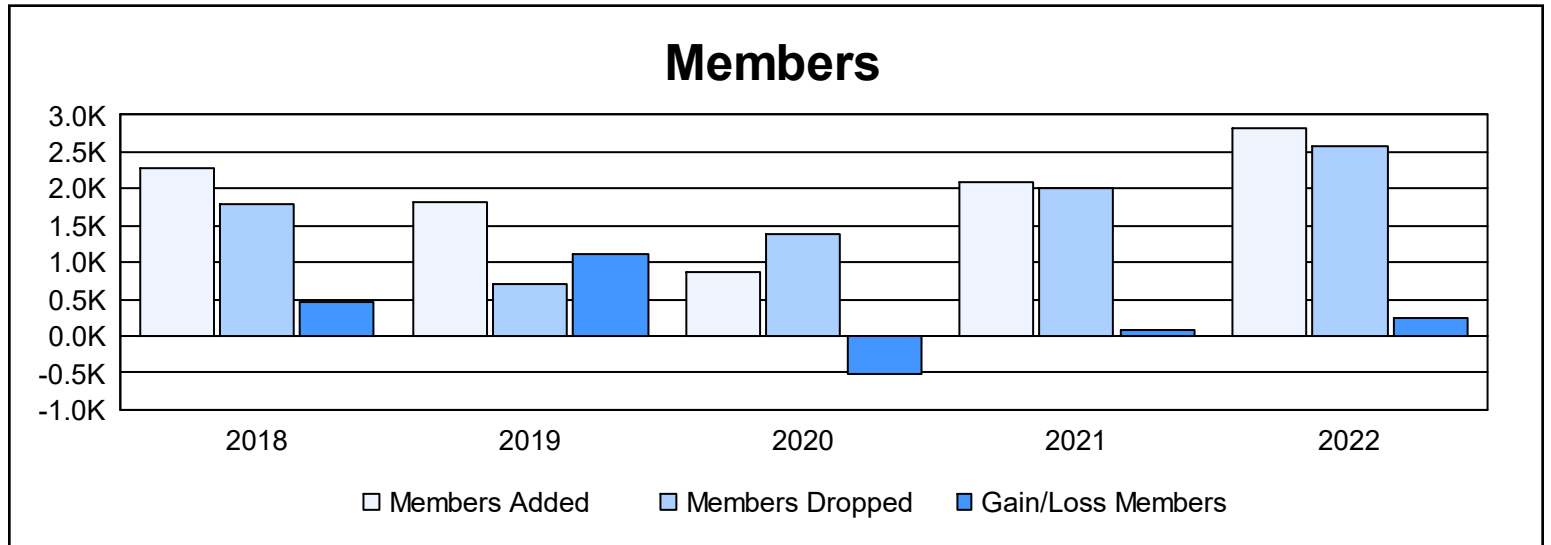
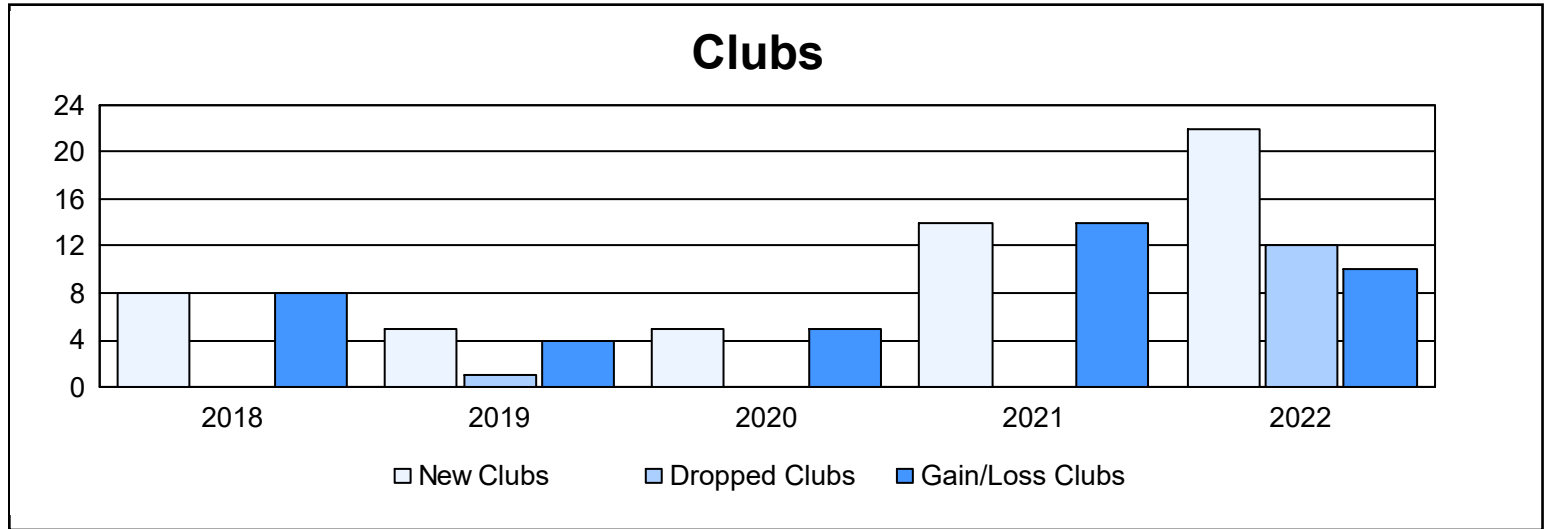
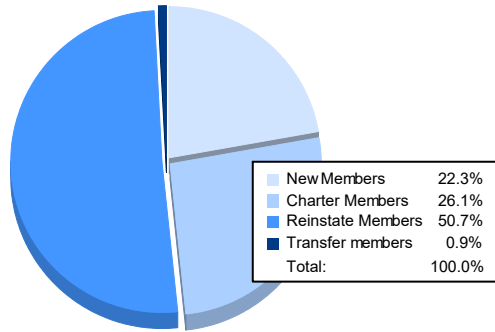


Year	New Clubs	Dropped Clubs	Gain/ Loss Clubs	New Members	Charter Members	Reinstate Members	Transfer Members	Total Member Added	Total Members Dropped	Gain/ Loss Members
2017-2018	8	0	8	1,051	210	932	77	2,270	1,800	470
2018-2019	5	1	4	1,575	218	18	7	1,818	704	1,114
2019-2020	5	0	5	536	149	172	4	861	1,375	-514
2020-2021	14	0	14	1,086	451	533	16	2,086	2,000	86
2021-2022	22	12	10	626	733	1,426	26	2,811	2,567	244
<b>Average</b>	<b>11</b>	<b>3</b>	<b>8</b>	<b>975</b>	<b>352</b>	<b>616</b>	<b>26</b>	<b>1,969</b>	<b>1,689</b>	<b>280</b>



### Membership Composition June 2022 Cumulative



### Gender Composition June 2022 Cumulative

